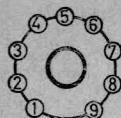


# EL 83

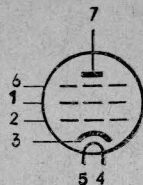
# Pentode

6 CK 6

CV 2726



Noval B9A

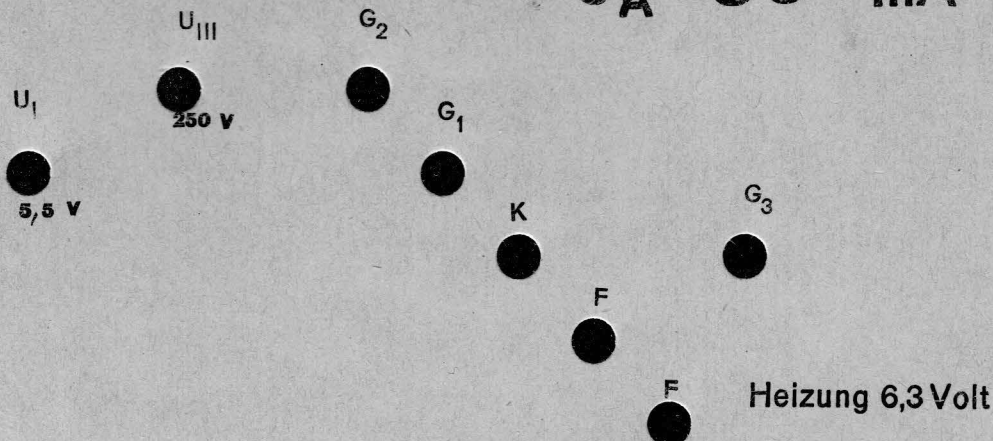


$J_A$  - Bereich

60

A<sup>-</sup>  
●  
250 V

$J_A$  36 mA



Meßspannungen

Heizung	F	6,3	V
$U_I$	$G_1$	5,5	-V
$U_{II}$			-V
$U_{III}$	$G_2$	250	V
$U_{IV}$			V
A		250	V

Richtströme

$J_A$	36	mA
$J_{G_2}$	2,4	mA
S	4,6	mA/V

Meßkarte für NEUBERGER Röhrenmeßgeräte